

ANALISI CHIMICHE

Sigla GER	W. Nr.	c	MN	Si	S	P	Al	B	Cr	Mo	+U+C			+U+C+AC+LC			Tempra		HRC	Ø	
GER mark											Rm	A5%	Z%	Rm	A5%	Z%	Hardening	RNV	MIN	MAX	
FE37	1.0037	0.08	0.20	0.25	0.040	0.04	-	-	-	-	450	-	-	-	-	-	-	-	-	-	
		max	0.60	max	max	max	-	-	-	-	550	-	-	-	-	-	-	-	-	-	
C8/FE360		0.10	0.20	0.25	0.040	0.04	-	-	-	-	450	-	-	-	-	-	-	-	-	-	
		max	0.60	max	max	max	-	-	-	-	550	-	-	-	-	-	-	-	-	-	
C4C	1.0303	0.06	0.20	0.10	0.040	0.04	0.02	-	-	-	400	20	70	320	35	75	-	-	-	4.8-5.8	
		max	0.40	max	max	max	0.06	-	-	-	500	-	-	360	-	-	-	-	-	-	
C10C	1.0214	0.08	0.30	0.10	0.040	0.04	0.02	-	-	-	450	20	65	360	30	75	-	-	-	4.8-5.8	
		0.13	0.60	max	max	max	0.06	-	-	-	550	-	-	420	-	-	-	-	-	-	
C18(B)*		0.15	0.60	0.10	0.040	0.04	-	0.001*	-	-	-	-	-	400	30	65	900	-	-	-	AUTOF
		0.20	0.80	max	max	max	-	0.005*	-	-	-	-	-	500			OLIO / OIL	-	-	-	
C20E2C	1.1152	0.18	0.30	0.10	0.040	0.04	0.02	-	-	-	500	-	-	400	30	65	-	-	-	5.8-6.8	
		0.23	0.60	max	max	max	0.06	-	-	-	600	-	-	500			-	-	-	-	
19MnB4	1.5523	0.18	0.50	0.40	0.040	0.04	-	0.001	-	-	550	-	-	450	30	65	890	480	38	10	8.8
		0.25	0.80	max	max	max	-	0.005	-	-	650	-	-	500			OLIO / OIL		42	7	
C23B	1.5523	0.19	0.75	0.40	0.040	0.04	-	0.001	-	-	550	-	-	450	30	65	890	480	42	11	8.8
		0.25	1.00	max	max	max	-	0.005	-	-	650	-	-	500			OLIO / OIL				
28B2	1.5510	0.26	0.70	0.30	0.040	0.04	-	0.001	-	-	650	-	-	470	30	65	870	500	38	21	8.6-10.9
		0.31	0.90	max	max	max	-	0.005	-	-	750	-	-	550			OLIO / OIL		42	18	
35B2	1.5511	0.34	0.50	0.40	0.040	0.04	-	0.001	-	-	650	-	-	470	30	65	870	500	38	21	8.8-10.9
		0.39	0.80	max	max	max	-	0.005	-	-	750	-	-	550			OLIO / OIL		42	18	
34Cr4	1.7033	0.30	0.60	0.40	0.040	0.04	-	-	0.90	-	-	-	-	550	30	60	850	500	45	18	10.9-12.9
		0.37	0.90	max	max	max	-	-	1.20	-	-	-	-	600			OLIO / OIL				
42CrMo4	1.7225	0.38	0.60	0.40	0.040	0.04	-	-	0.90	0.15	-	-	-	600	30	60	850	500	48	28	10.9-12.9
		0.45	0.90	max	max	max	-	-	1.20	0.30	-	-	-	650			OLIO / OIL				

* Disponibile con o senza Boro / Available with or without Boron

Simbologia: Resistenza e trazione MPa Allungamento % Strizione % Durezza rockwell C
 R Tensile strenght MPa A5 Elongation % Z Reduction of area % HRC Rockwell C hardness

TABELLA PESI




\emptyset o lato			
\emptyset or side			
mm	Kg	Kg	Kg
2	0.025	0.026	0.031
2.5	0.039	0.042	0.050
3	0.055	0.060	0.070
3.5	0.076	0.082	0.098
4	0.099	0.108	0.125
4.5	0.125	0.136	0.159
5	0.154	0.169	0.196
6	0.222	0.243	0.282
7	0.302	0.331	0.384
8	0.395	0.432	0.502
9	0.499	0.546	0.636
10	0.617	0.675	0.785
11	0.746	0.816	0.930
12	0.888	0.971	1.113
13	1.042	1.140	1.327
14	1.208	1.322	1.539
15	1.387	1.518	1.767
16	1.578	1.727	2.010
17	1.782	1.949	2.269
18	1.998	2.185	2.544
19	0.226	2.435	2.835
20	2.446	2.698	3.141
21	2.719	2.975	3.463
22	2.984	3.275	3.801
23	3.262	3.568	4.154
24	3.551	3.890	4.523
25	3.853	4.216	4.908

TABELLA TOLLERANZE

Tabella tolleranze		Trafilati normali				Trafilati torniti calibrati		
Tolerances tables		Normal drawn steel				Turned calibrated steel		
∅		ISA h 11	10 UT UNI 468	8 UT	ISA h 10	5 UT	ISA h 9	3UT UNI 469
Da / from mm	1							
a / to mm	3	0.060	0.05	0.05	0.04	0.03	0.025	0.018
Da / from mm	3							
a / to mm	6	0.075	0.08	0.06	0.048	0.04	0.03	0.025
Da / from mm	6							
a / to mm	10	0.090	0.10	0.08	0.058	0.05	0.036	0.030
Da / from mm	10							
a / to mm	18	0.110	0.10	0.10	0.07	0.06	0.043	0.035
Da / from mm	18							
a / to mm	30	0.130	0.15	0.12	0.084	0.07	0.052	0.045

CLASSI DI RESISTENZA

Classi di resistenza	∅ Filettatura mm	Esempi di acciai utilizzabili
Resistance class	∅ Thread mm	Examples of steels which can be used
4.8	≤ 35	C4C - C10C
5.8	≤ 15	C10C
	≤ 35	C20E2C
6.8	≤ 13	C20E2C
8.8**	≤ 11	19MnB4 - C23B - 35B2 - 28B2
	≤ 21	35B2 - 30MnB3
	≤ 27	34Cr4 - 34CrMo4
	≤ 27	41Cr4 - 42CrMo4
10.9**	≤ 16	35B2 - 30MnB3
	≤ 20	34Cr4 - 34CrMo4
	≤ 27	41Cr4 - 42CrMo4
12.9**	≤ 18	34Cr4 - 42CrMo4
	≤ 22	41Cr4 - 42CrMo4

** Bonifica obbligatoria

** Hardening and tempering compulsory